



## LSM1965S3-6

Standby Powered by MTU



- 50HZ
- Water-cooled
- Three Phase
- Diesel

| Model                      | LSM1965S3-6 (Standby powered by MTU) |         |
|----------------------------|--------------------------------------|---------|
| Standby Power              | kVA                                  | 1965    |
|                            | kw                                   | 1572    |
| Frequency                  | Hz                                   | 60      |
| Voltage                    | V                                    | 208/416 |
| Rated speed                | rpm                                  | 1800    |
| Fuel Consumption 100% Load | g/kw.h                               | 197     |
| Fuel Consumption 75% Load  | g/kw.h                               | 200     |
| Fuel Consumption 50% Load  | g/kw.h                               | 213     |

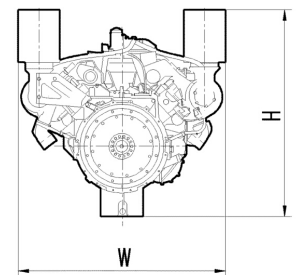
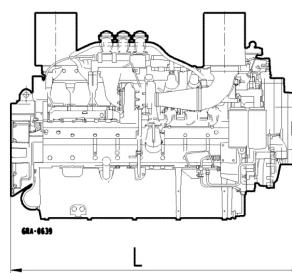
LEES MTU diesel generators have a wide power range from 650~3300kVA. The generators are built for the best quality, efficiency and environment protection. Favorable in high-end market, used as emergency power for power station, airport, skyscrapers, data center, jumbo factories and etc.

MTU Daimler - Benz Group of Companies, is the world's leading diesel engine manufacturer. LEES MTU diesel high-power generator sets, powered by MTU electronic injection diesel engine, which will get 24 hour engine technical, after sale, parts support from more than 650 MTU dealers and service agents around the globe.

**MTU-C-3D engine → Model: 12V4000G43**


| MTU-C-3D Engine: 12V4000G43    |                                  |
|--------------------------------|----------------------------------|
| <b>Air intake system</b>       | Turbo, Air/Air Cooling           |
| <b>Fuel system</b>             | Electronic Fuel Injection System |
| <b>Cylinder arrangement</b>    | 12 in V                          |
| <b>Displacement</b>            | 57.2L                            |
| <b>BorexStroke</b>             | 170X210mm                        |
| <b>Compression ratio</b>       | 16.5:1                           |
| <b>Rated RPM</b>               | 1800                             |
| <b>Governor</b>                | ADEC                             |
| <b>Exhaust gas flow</b>        | 324m <sup>3</sup> /min           |
| <b>Exhaust temperature</b>     | 430°C                            |
| <b>Max. back pressure</b>      | 8.5kPa                           |
| <b>Max. intake restriction</b> | 5kPa                             |
| <b>Burning capacity</b>        | 138m <sup>3</sup> /min           |
| <b>Total oil capacity</b>      | 260L                             |
| <b>Total coolant capacity</b>  | 200L                             |
| <b>Max. water temperature</b>  | 102°C                            |

| Engine | Dimension (LxWxH) mm | Dry Weight (kg) |
|--------|----------------------|-----------------|
| 12V    | 1882x1580x1585       | 2490            |
| 16V    | 2226x1580x2015       | 3150            |
| 18V    | 2400x1780x2015       | 3500            |




**STAMFORD Alternator → Model: S7L1D-E4**

Main features:

- 12 wire reconnectable stator/terminal arrangement
- Easy access for installation and maintenance
- 2/3 pitch winding as standard, to avoid excessive neutral currents
- Class H insulation with severe environmental protection as standard
- Built to conform with all leading industrial and marine standards
- 460 AVR as standard with 1.5% regulation and 2 phase sensing
- IP23 as standard



| STAMFORD Alternator: S7L1D-E4      |                                     |
|------------------------------------|-------------------------------------|
| Number of phase                    | 3                                   |
| Connecting type                    | 3 Phase 4 Wire, "Y" type connecting |
| Number of bearing                  | 1                                   |
| Protection grade                   | IP23                                |
| Exciter type                       | Brushless, self-exciting            |
| Insulation class, Temperature rise | H/H                                 |
| Telephone Influence Factor (TIF)   | <50                                 |
| THF                                | <2%                                 |
| Voltage Regulation, Steady state   | ≤±1%                                |
| Alternator capacity                | 1935kVA                             |
| Alternator efficiencies            | 95.6%                               |
| Air cooling flow                   | 3.45m <sup>3</sup> /s               |

| Alternator options  |             |
|---|-------------|
|  | LSA 52.3 S5 |

**Deepsea control module → Model: 7320**



The DSE7320 is an Auto Mains (Utility) Failure Control Module suitable for a wide variety of diesel or gas genset applications.

Monitoring an extensive number of engine parameters, the modules will display warnings, shutdown and engine status information on the back-lit LCD screen, illuminated LEDs, remote PC and via SMS test alerts (with external modem).

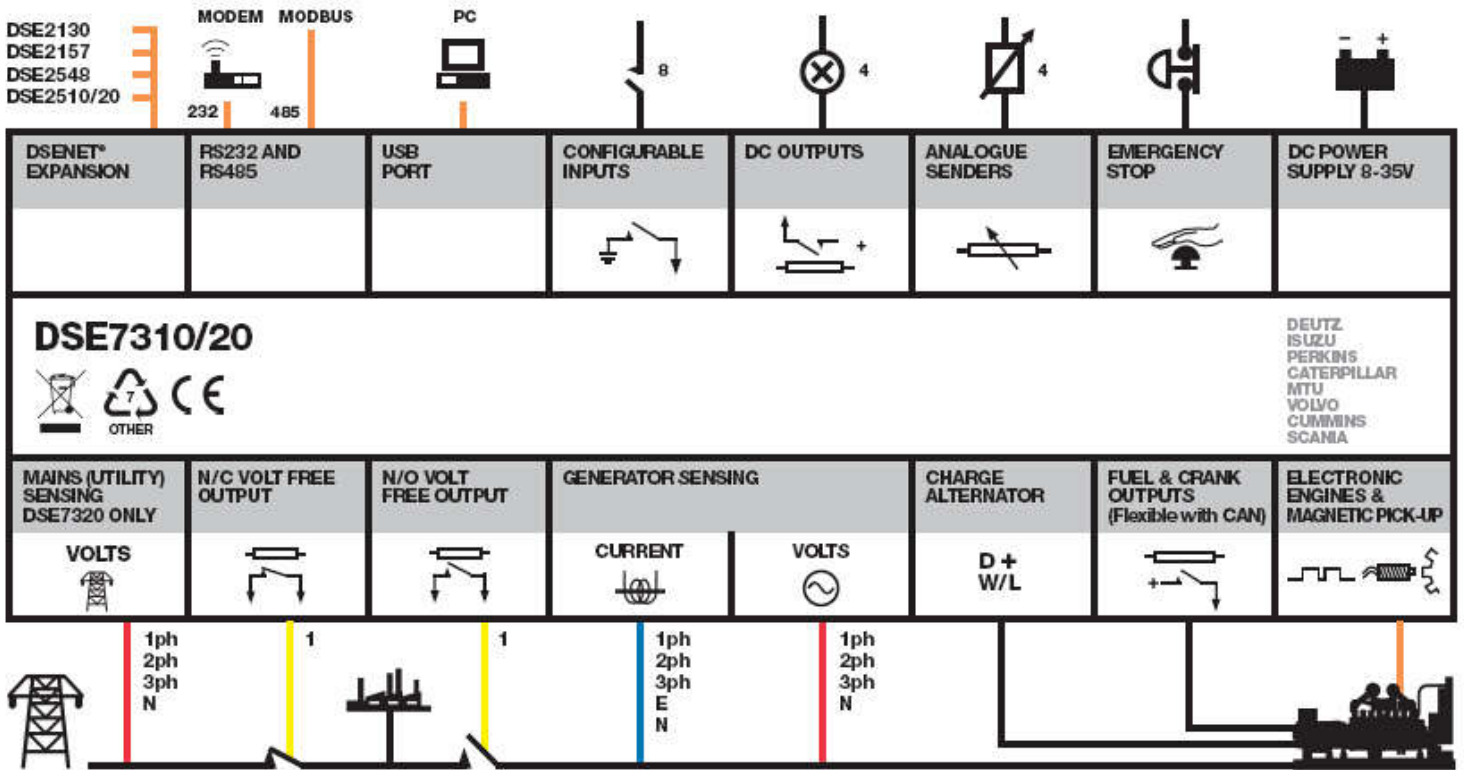
The DSE7320 will also monitor the mains (utility) supply. The modules include USB, RS232 and RS485 ports as well as dedicated DSENet terminals for system expansion.



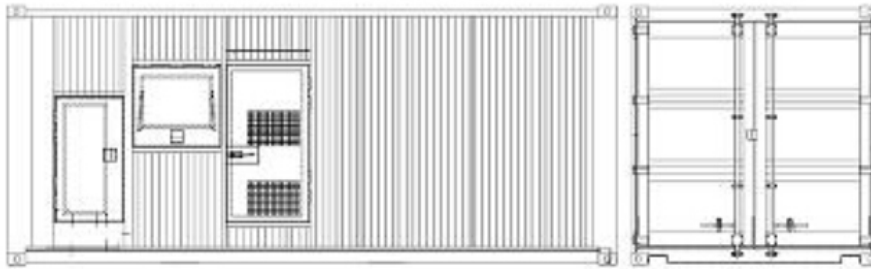
**Key Features:**

- 4-line back-lit LCD text display
- Five key menu navigation
- Front panel editing with PIN protection
- LED and LCD alarm indication
- Customisable status screens
- Power save mode
- Support for up to three remote display units
- 9 configurable inputs
- 8 configurable outputs
- Flexible sender inputs
- Configurable timers and alarms
- 3 configurable maintenance alarms
- Multiple date and time scheduler
- Configurable event log (250)
- Control logic facilities
- Easy access diagnostic page
- CAN and Magnetic Pick-up / Alt. Sensing
- Fuel usage monitor and low fuel alarms
- Charger alternator failure alarm
- Manual speed control
- Manual fuel pump control
- Engine exerciser
- “Protectons disabled” feature
- kW overload protection
- Power monitoring
- Load switching (load shedding and dummy load outputs)
- Automatic load transfer
- Unbalanced load protection
- Independent Earth Fault trip
- USB connectivity
- Backed up real time clock
- Fully configurable via DSE Configurable Suite PC software
- Configurable display languages
- Remote SCADA monitoring via DSE Configuration Suite PC software
- User selectable RS232 and RS485 communications
- SMS Messaging (additiional external modem required)
- Additional display screens to help with modem diagnostics
- DSENet expansion compatible
- Integral PLC editor

Deepsea control module → Model: 7320

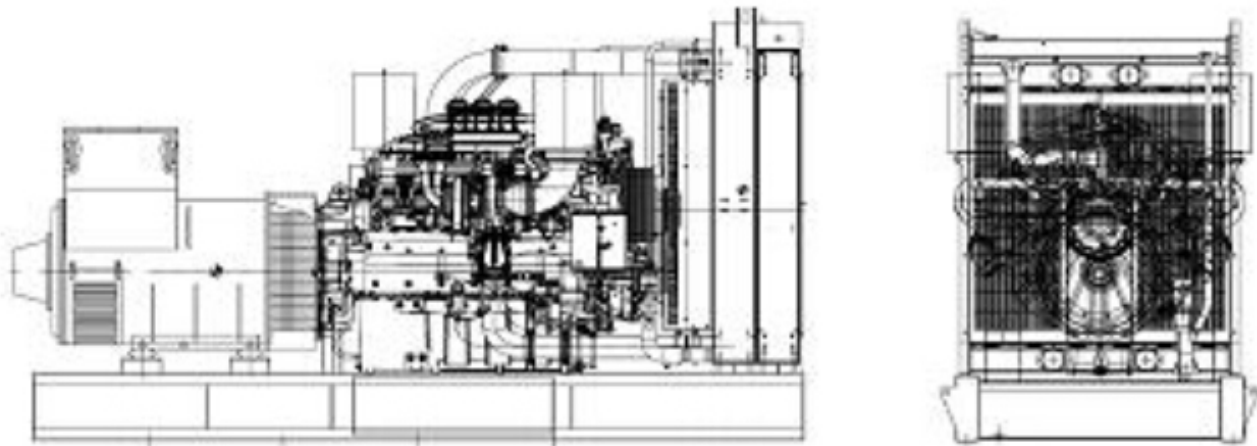


**Overview dimension**



**LSM1965S3-6 (Silent type)**

| Configuration | L= Length (mm) | W= Width (mm) | H= Highth (mm) | Gross Weight (kg) |
|---------------|----------------|---------------|----------------|-------------------|
| Enclosed set  | ISO 20'ft HQ   |               |                | 13273             |



**LSM1965E3-6 (Open type)**

| Configuration | L= Length (mm) | W= Width (mm) | H= Highth (mm) | Gross Weight (kg) |
|---------------|----------------|---------------|----------------|-------------------|
| Open set      | 5400           | 2650          | 2650           | 10210             |

## Generating Sets Standard and Optional Features

### Engine:

- 4-stroke, water-cooled diesel engine
- Standard air filter
- Standard fuel filter
- Standard oil filter
- Oil temperature sensor
- Low coolant level sensor
- 24V electrical system
- Radiator with blowing fan
- Industrial silence
- **Fuel water separator (optional)**
- **Water jacket heater (optional)**

### Alternator:

- Class H insulation
- IP23 Protection
- Automatic Voltage Regulator (AVR)
- PMG excitation
- Single bearing alternator
- Stamford alternator

### Electrical system:

- DSE 7320 control module
- Maintenance-free and anti-explosion battery
- Standard breaker
- **ABB breaker (optional)**

- **ATS (optional)**
- **Battery charger (optional)**
- **GMS monitoring (optional)**

### Packing:

- Engine manual
- Alternator manual
- Gensets operation and maintenance manual
- Tool kit

### Baseframe:

- Forklift pockets
- Pulling slots
- Earth wire protection
- Built-in anti vibration mountings
- Fuel outlet valve
- Standard 8 hours fuel tank
- **Enlarged 24 hours fuel tank (optional)**
- **Separated fuel tank (optional)**

### Canopy:

- Weatherproof & sound-attenuated canopy
- Sound-absorbing material
- Lifting lug
- Emergency stop button
- Inside silencer

## Contact your distributor / dealer for more information

### **WUXI LEES POWER COMPANY LIMITED**

NO.312 Highway, Luoshe Town, Wuxi, China, 214000

Tel: 86-510-85166446

MP: 86-13771487360

Web: [www.leespower.com](http://www.leespower.com)

Email: [lees@leespower.com](mailto:lees@leespower.com)

